

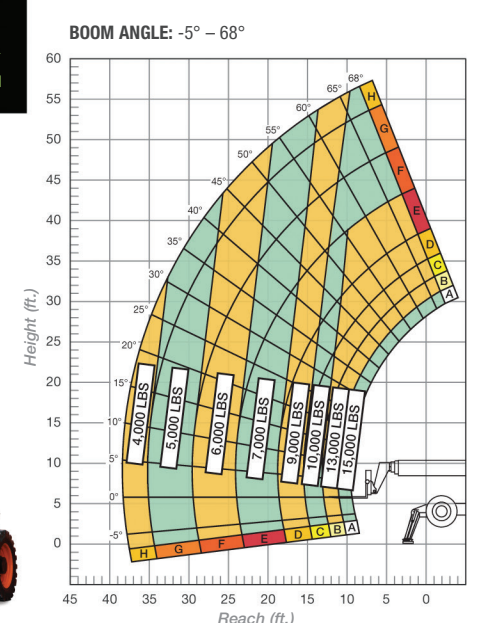
XR1555-C

C CLASS CARRIAGE HIGH CAPACITY ROLLER BOOM

55' MAX LIFT HEIGHT
38' 5" FORWARD REACH
41,100lbs WEIGHT
25' 9" LENGTH (FORK FACE)
101" WIDTH
8' 3" HEIGHT
141" WHEELBASE

15,000 lbs CAPACITY

120 HP CUMMINS T4 FINAL

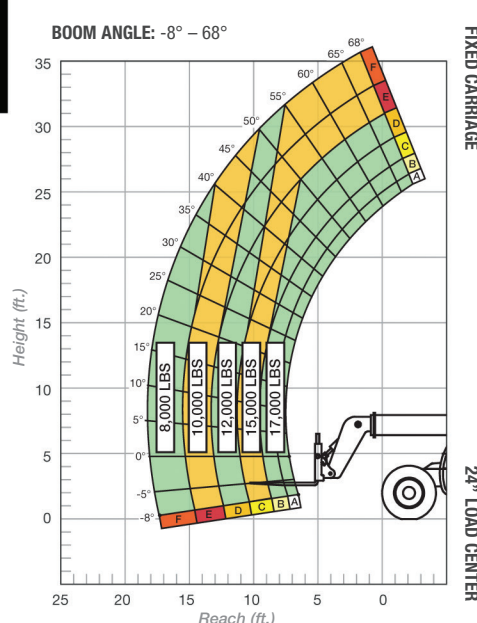
XR1734-C

C CLASS CARRIAGE HIGH CAPACITY ROLLER BOOM

34' MAX LIFT HEIGHT
17' FORWARD REACH
33,360lbs WEIGHT
22' LENGTH (FORK FACE)
101" WIDTH
8' 2" HEIGHT
125" WHEELBASE

17,000 lbs CAPACITY

120 HP CUMMINS T4 FINAL

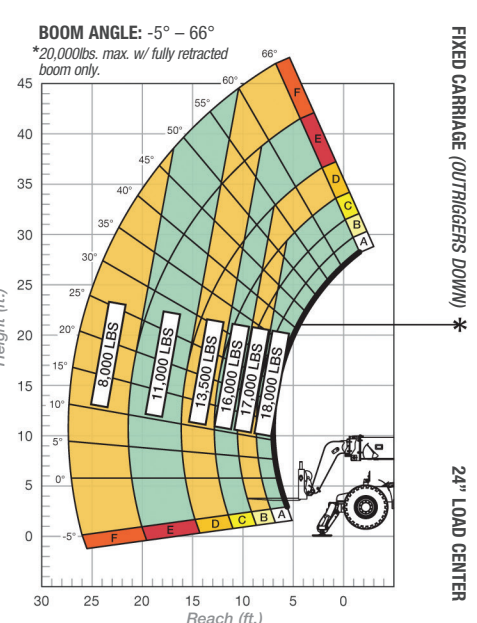
XR2045-C

C CLASS CARRIAGE HIGH CAPACITY ROLLER BOOM

45' MAX LIFT HEIGHT
27' 4" FORWARD REACH
46,300lbs WEIGHT
22' 6" LENGTH (FORK FACE)
102" WIDTH
8' 11" HEIGHT
147" WHEELBASE

20,000 lbs CAPACITY

130 HP CUMMINS T4 FINAL

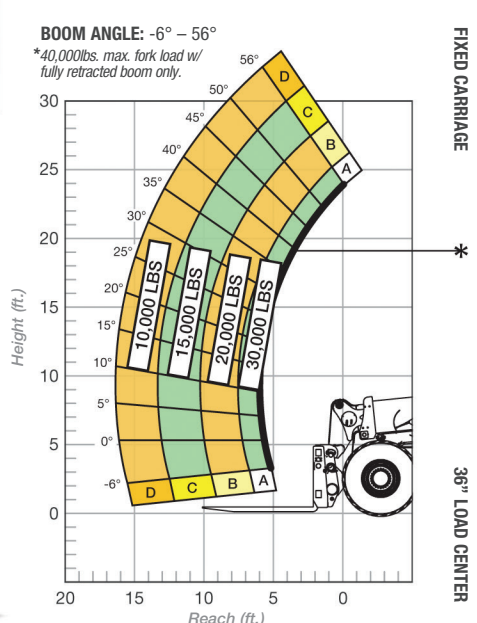
XR4030-E

E CLASS CARRIAGE XTREME CAPACITY ROLLER BOOM

30' MAX LIFT HEIGHT
16' 4" FORWARD REACH
63,000lbs WEIGHT
22' 3" LENGTH (FORK FACE)
118" WIDTH
9' 10" HEIGHT
148" WHEELBASE

40,000 lbs CAPACITY

173 HP CUMMINS T4 FINAL

CAB OPTIONS

All Xtreme telehandlers are available with a choice of Open Cab, Enclosed Cab with Heat, or Enclosed Cab with Heat & Air Conditioning.

OPEN CAB



ENCLOSED CAB
with Heat, A/C or both



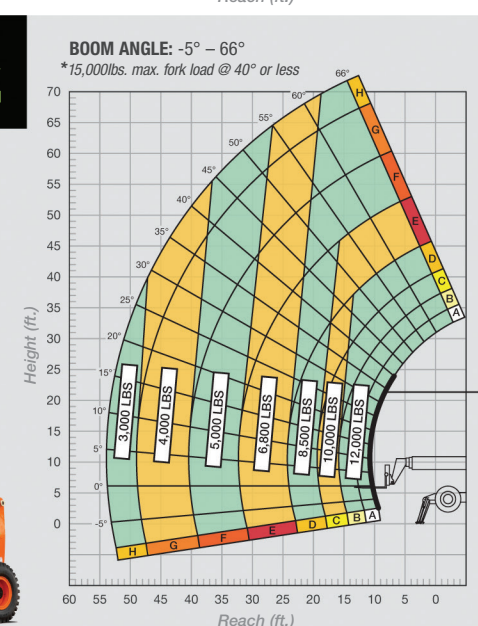
XR1570-C

C CLASS CARRIAGE HIGH CAPACITY ROLLER BOOM

70' MAX LIFT HEIGHT
53' 10" FORWARD REACH
48,480lbs WEIGHT
26' 6" LENGTH (FORK FACE)
102" WIDTH
8' 11" HEIGHT
147" WHEELBASE

15,000 lbs CAPACITY

130 HP CUMMINS T4 FINAL

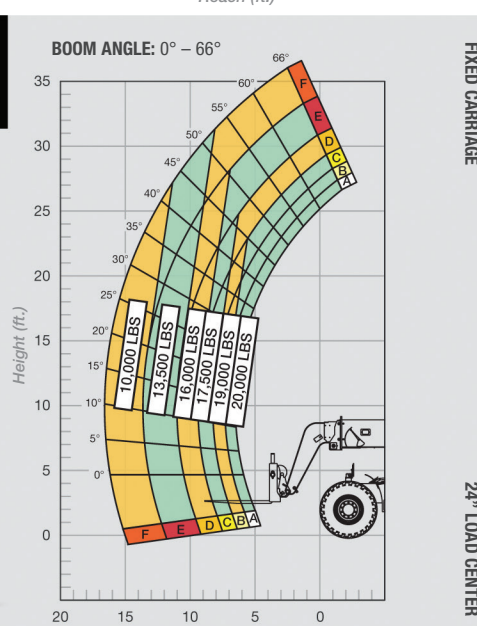
XR2034-C

C CLASS CARRIAGE HIGH CAPACITY ROLLER BOOM

34' MAX LIFT HEIGHT
16' 7" FORWARD REACH
41,450lbs WEIGHT
22' 1" LENGTH (FORK FACE)
102" WIDTH
8' 11" HEIGHT
147" WHEELBASE

20,000 lbs CAPACITY

130 HP CUMMINS T4 FINAL

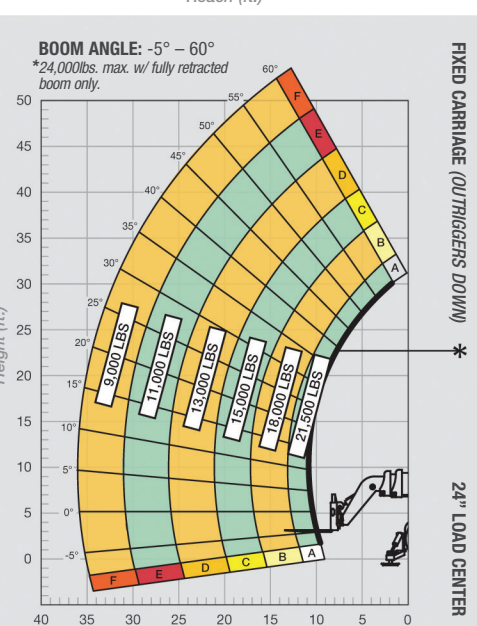
XR2450-D

D CLASS CARRIAGE ULTRA HIGH CAPACITY ROLLER BOOM

50' MAX LIFT HEIGHT
36' FORWARD REACH
56,560lbs WEIGHT
28' LENGTH (FORK FACE)
102" WIDTH
9' 6" HEIGHT
148" WHEELBASE

24,000 lbs CAPACITY

173 HP CUMMINS T4 FINAL

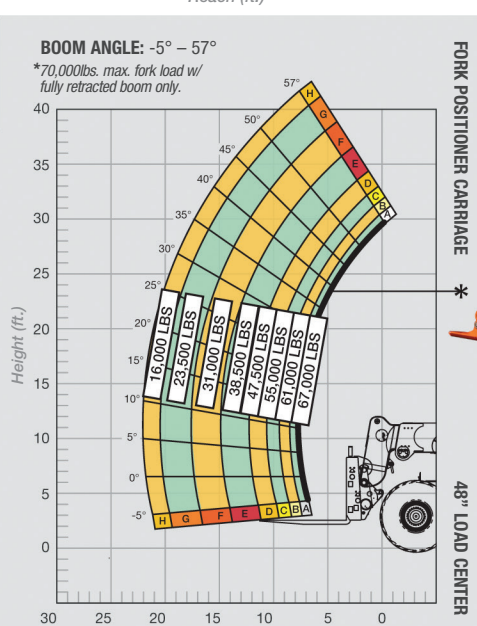
XR7038-F

F CLASS CARRIAGE ULTRA XTREME CAPACITY ROLLER BOOM

38' 2" MAX LIFT HEIGHT
22' FORWARD REACH
115,000lbs WEIGHT
27' 9" LENGTH (FORK FACE)
135" WIDTH
11' 7" HEIGHT
188" WHEELBASE

70,000 lbs CAPACITY

300 HP CUMMINS T4 FINAL

TIRE OPTIONS

G2 FOAM FILLED
Offers great tread depth, the G2 tread clears debris for improved traction.

E3 FOAM FILLED
Provides great traction and stability when run either off-road or on hard surfaces.

XTREME SOLID TIRE
Xtreme solid tires provide a stable, cushioned, flat proof ride that is essential for both safety and productivity.

For more details, please speak with your Xtreme sales representative.

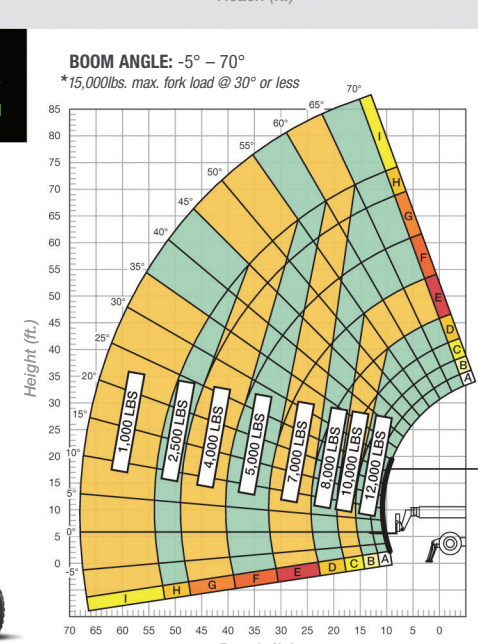
XR1585-C

C CLASS CARRIAGE HIGH CAPACITY ROLLER BOOM

85' MAX LIFT HEIGHT
67' FORWARD REACH
65,500lbs WEIGHT
28' 8" LENGTH (FORK FACE)
102" WIDTH
10' 1" HEIGHT
151" WHEELBASE

15,000 lbs CAPACITY

173 HP CUMMINS T4 FINAL

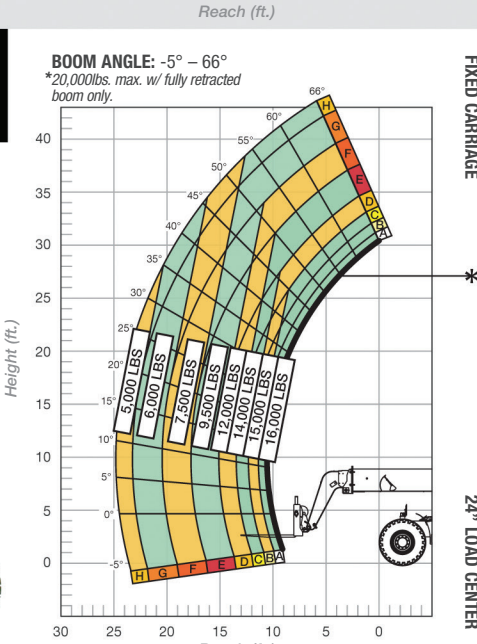
XR2042-C

C CLASS CARRIAGE HIGH CAPACITY ROLLER BOOM

42' MAX LIFT HEIGHT
24' 10" FORWARD REACH
42,820lbs WEIGHT
26' 1" LENGTH (FORK FACE)
102" WIDTH
8' 11" HEIGHT
147" WHEELBASE

20,000 lbs CAPACITY

130 HP CUMMINS T4 FINAL

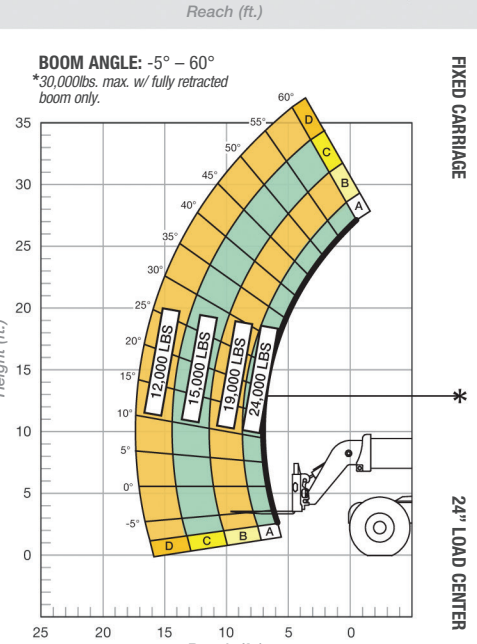
XR3034-D

D CLASS CARRIAGE ULTRA HIGH CAPACITY ROLLER BOOM

34' MAX LIFT HEIGHT
17' 6" FORWARD REACH
49,100lbs WEIGHT
23' 11" LENGTH (FORK FACE)
102" WIDTH
9' 6" HEIGHT
148" WHEELBASE

30,000 lbs CAPACITY

173 HP CUMMINS T4 FINAL

XR50100-G

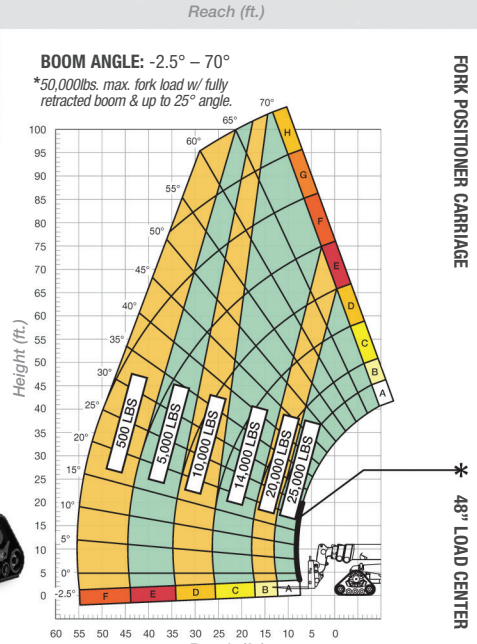
G CLASS CARRIAGE MEGA XTREME CAPACITY ROLLER BOOM

100' MAX LIFT HEIGHT
55' FORWARD REACH
150,000lbs WEIGHT
41' LENGTH (FORK FACE)
144" - 204" WIDTH (RT-EXT)
11' 7" HEIGHT
252" - 330" WHEELBASE (RT-EXT)

50,000 lbs CAPACITY

675 HP CUMMINS T4 FINAL

NEW

Xtreme Telehandlers are Proudly Designed & Manufactured in the United States. Sold & serviced globally.

Visit us online to learn more and request a quote.

XTREME MANUFACTURING

www.xmfg.com

XTREME MANUFACTURING, LLC
8350 Eastgate Road
Henderson, NV 89015, USA
T: +1 (702) 636-2969
T: +1 (800) 494-1704 (toll-free)

2024 USA HEAVY DUTY HIGH CAPACITY TELEHANDLERS

SPECIFICATIONS • FEATURES • ACCESSORIES

BUILT IN USA

Specifications, diagrams, and load charts shown are subject to change without notice. Consult your operation manual and the applicable load chart on your telehandler for safe operation.

XTREME MANUFACTURING



THE XTREME DIFFERENCE.

Long-life Boom Rollers
Rollers eliminate chatter for smoother boom operation

360° Visibility
Operator can view entire working area around telehandler




10-5-2 WARRANTY

10 YRS. OR 10,000 HRS. FRAME & CHASSIS WELDMENT

5 YRS. OR 5,000 HOURS BOOM WELDMENT & ROLLERS

2 YRS. OR 2,000 HOURS ENGINE, ELECTRICAL, TRANSMISSION, DRIVE AXLES & HYDRAULIC COMPONENTS

Boom Lift Point
For safer handling of suspended loads



Intuitive Operator Controls
Function boom and chassis sway controls with one arm



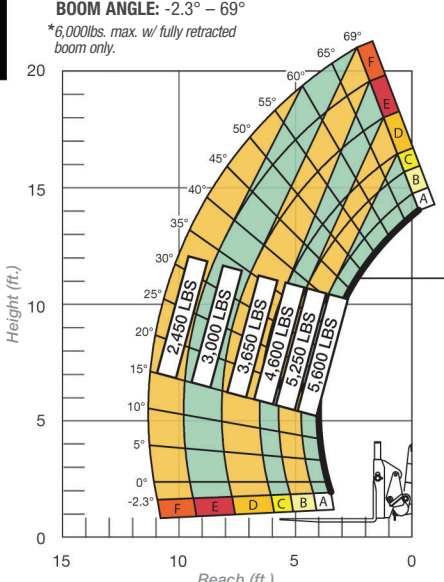
XR619-A

A CLASS COMPACT ROLLER BOOM

19' MAX LIFT HEIGHT
11' FORWARD REACH
10,300Lbs WEIGHT
12' 8" LENGTH (FORK FACE)
71" WIDTH
6' 5" HEIGHT
93" WHEELBASE

6,000 lbs CAPACITY

74 HP DEUTZ T4 FINAL



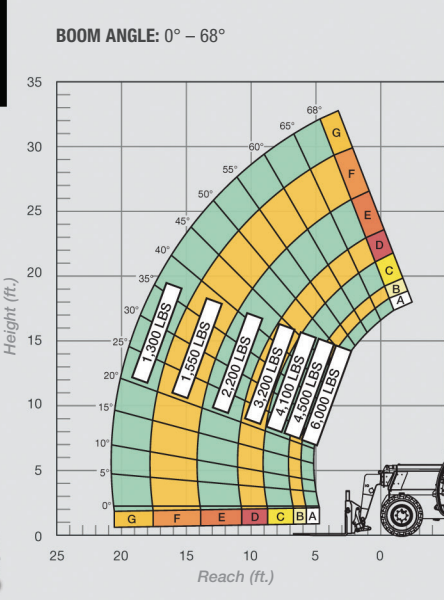
XR630-A

A CLASS COMPACT ROLLER BOOM

30' 7" MAX LIFT HEIGHT
18' 5" FORWARD REACH
13,700Lbs WEIGHT
16' 3" LENGTH (FORK FACE)
78" WIDTH
7" HEIGHT
116" WHEELBASE

6,000 lbs CAPACITY

74 HP DEUTZ T4 FINAL



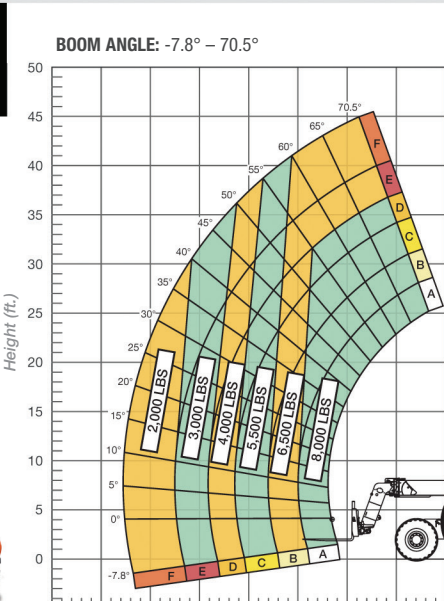
XR843-B

B CLASS HIGH PIVOT ROLLER BOOM

43' MAX LIFT HEIGHT
26' 11" FORWARD REACH
25,500Lbs WEIGHT
20' 10" LENGTH (FORK FACE)
101" WIDTH
8" HEIGHT
125" WHEELBASE

8,000 lbs CAPACITY

74 HP CUMMINS T4 FINAL



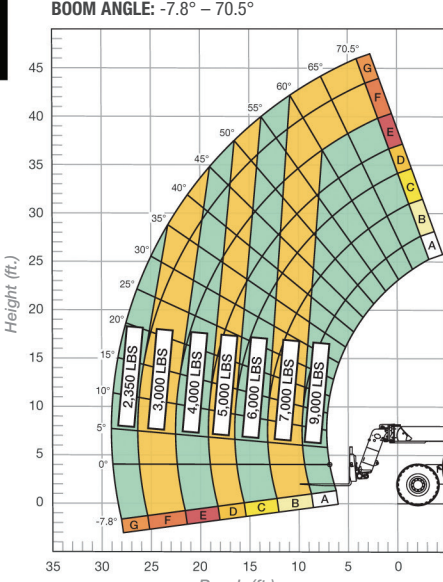
XR944-B

B CLASS HIGH PIVOT ROLLER BOOM

44' MAX LIFT HEIGHT
28' 10" FORWARD REACH
28,700Lbs WEIGHT
21' LENGTH (FORK FACE)
101" WIDTH
8" HEIGHT
125" WHEELBASE

9,000 lbs CAPACITY

74 HP CUMMINS T4 FINAL



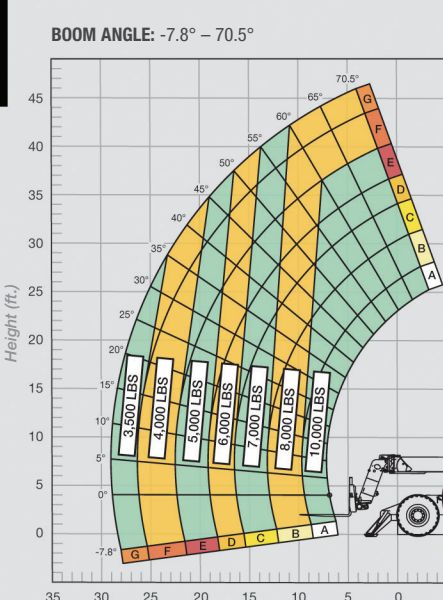
XR1044-B

B CLASS HIGH PIVOT ROLLER BOOM

44' MAX LIFT HEIGHT
28' 10" FORWARD REACH
31,320Lbs WEIGHT
21' LENGTH (FORK FACE)
101" WIDTH
8" HEIGHT
125" WHEELBASE

10,000 lbs CAPACITY

74 HP CUMMINS T4 FINAL



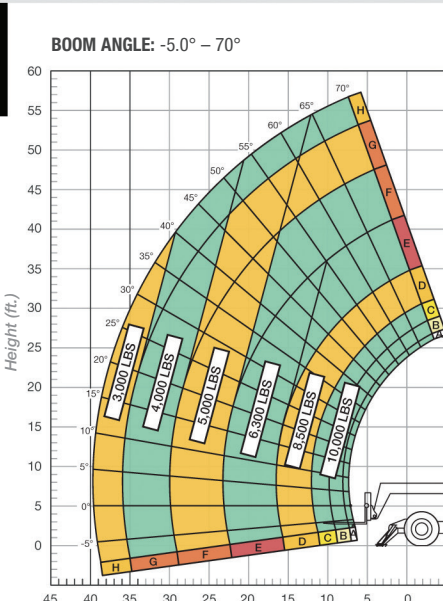
XR1055-B

B CLASS HIGH PIVOT ROLLER BOOM

55' MAX LIFT HEIGHT
39' FORWARD REACH
34,600Lbs WEIGHT
21' 4" LENGTH (FORK FACE)
101" WIDTH
8' 9" HEIGHT
125" WHEELBASE

10,000 lbs CAPACITY

74 HP CUMMINS T4 FINAL



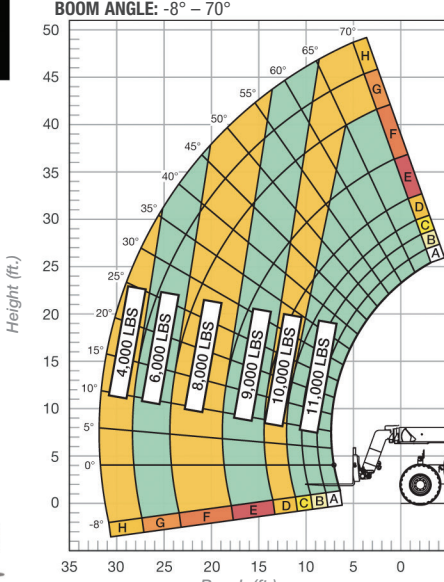
XR1147-B

B CLASS HIGH PIVOT ROLLER BOOM

47' MAX LIFT HEIGHT
31' 6" FORWARD REACH
30,610Lbs WEIGHT
21' 3" LENGTH (FORK FACE)
101" WIDTH
8' 1" HEIGHT
125" WHEELBASE

11,000 lbs CAPACITY

74 HP CUMMINS T4 FINAL



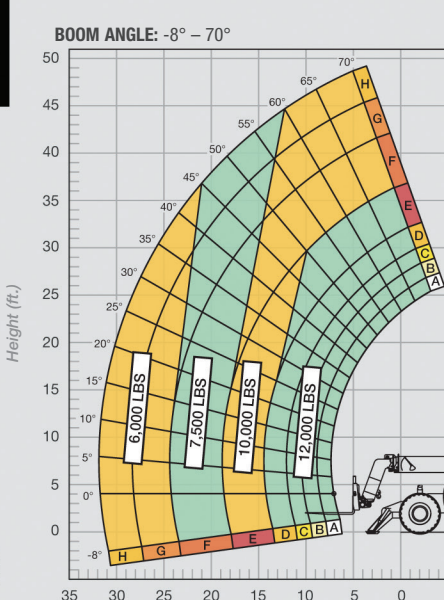
XR1247-B

B CLASS HIGH PIVOT ROLLER BOOM

47' MAX LIFT HEIGHT
31' 6" FORWARD REACH
37,200Lbs WEIGHT
21' 3" LENGTH (FORK FACE)
101" WIDTH
8' 1" HEIGHT
125" WHEELBASE

12,000 lbs CAPACITY

120 HP CUMMINS T4 FINAL



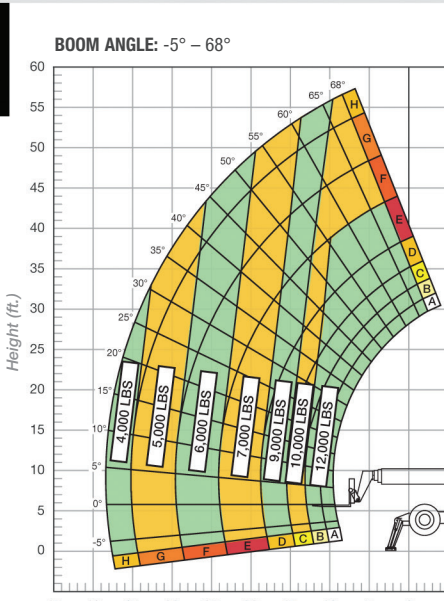
XR1255-B

B CLASS HIGH PIVOT ROLLER BOOM

55' MAX LIFT HEIGHT
38' FORWARD REACH
38,850Lbs WEIGHT
25' 9" LENGTH (FORK FACE)
101" WIDTH
8' 3" HEIGHT
141" WHEELBASE

12,000 lbs CAPACITY

120 HP CUMMINS T4 FINAL



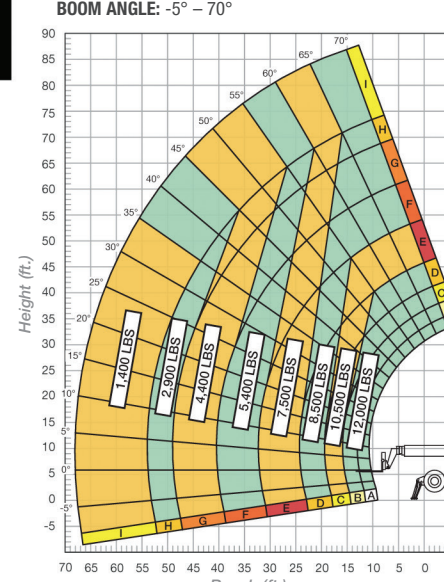
XR1285-B

B CLASS HIGH PIVOT ROLLER BOOM

85' MAX LIFT HEIGHT
67' FORWARD REACH
63,500Lbs WEIGHT
28' 3" LENGTH (FORK FACE)
102" WIDTH
10' 1" HEIGHT
151" WHEELBASE

12,000 lbs CAPACITY

173 HP CUMMINS T4 FINAL



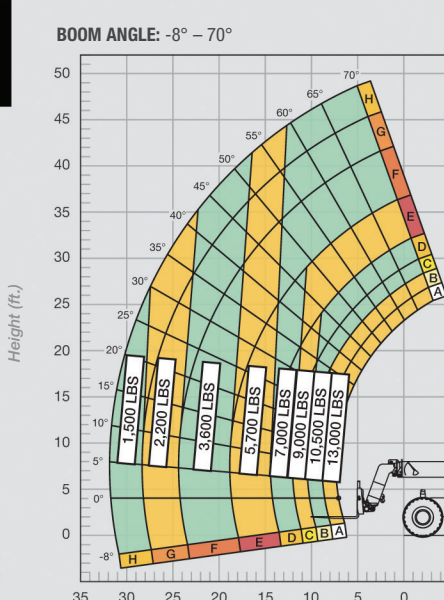
XR1347-C

C CLASS HIGH CAPACITY ROLLER BOOM

47' MAX LIFT HEIGHT
31' 6" FORWARD REACH
32,850Lbs WEIGHT
21' 3" LENGTH (FORK FACE)
101" WIDTH
8' 1" HEIGHT
125" WHEELBASE

13,000 lbs CAPACITY

120 HP CUMMINS T4 FINAL



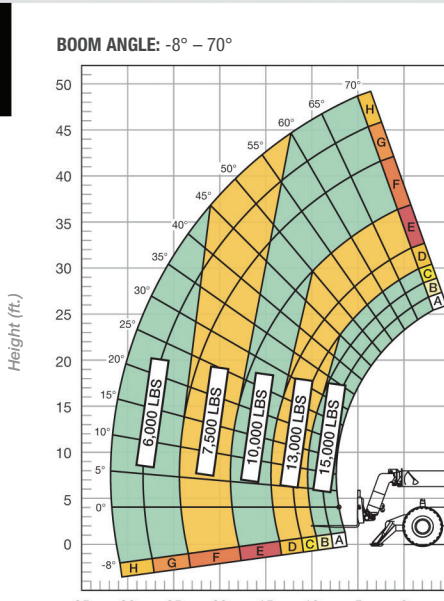
XR1547-C

C CLASS HIGH CAPACITY ROLLER BOOM

47' MAX LIFT HEIGHT
31' 6" FORWARD REACH
36,800Lbs WEIGHT
21' 3" LENGTH (FORK FACE)
101" WIDTH
8' 1" HEIGHT
125" WHEELBASE

15,000 lbs CAPACITY

120 HP CUMMINS T4 FINAL



CARRIAGES

FIXED CARRIAGE

Floating forks and adjustable side-to-side for efficient load entry and exit.

- Range from 48" to 96"



HYDRAULIC CARRIAGES

Fork Positioner Carriage
Swing Carriage
Side Shift Carriage
Side Tilt Carriage

- Range from 48" to 111"



PIPE & POLE GRAPPLE

Designed for handling multiple pipes or larger single pipe.

- Range from 72" to 96"
- Available with and without shoe



PERSONNEL PLATFORM

Now your telehandler can safely lift personnel.

- Range from 4'x4' to 8'x8'



TRUSS BOOM

Allows operator to set trusses and wall sections for wood and steel building construction.

- Range from 3' to 15'
- Available with and without shoe



For safe operation, consult your operation manual and the applicable load chart for each attachment on your telehandler.

BUILT DIFFERENT FOR A REASON.

STANDARD FEATURES

- Long-life boom rollers
- 360° visibility
- Boom lift point
- Intuitive operator controls
- Standard auxiliary hydraulics
- Solid steel plate chassis
- Steel dash
- Ductile steel manifold
- Easy cab-mounted grab handles
- Reliable tier 4 compliant engines
- Master disconnect switch
- Axle-mounted outriggers
- Wider outrigger stance
- Large cross-section boom
- Easy tie-downs
- Heavy-duty pre-cleaner
- Additional high-pressure hydraulic filter
- Direct engine/transmission connection
- Display screen
- Suspension seat
- Easy service access
- Protected tilt & extend cylinders
- Steel hydraulic & fuel tanks
- Long-life Lexan labels
- Heavy-duty boom chains
- Suspended pedals
- Electrical ring terminals
- Large-capacity fuel tanks
- Trunnion-mounted sway cylinders
- Melonite pins
- Rear axle stabilization (RAS)
- Center-mounted power train